



Deburring

Chamfering of edges

Edge Breaking

Burnishing

Polishing

Ball burnishing

Descaling

Rust removal

Smoothing

Cleaning

High Efficiency Round Bowl Vibratory Finishing Systems Type VA

Modular design can be expanded up to full automation



SPALCK
Oberflächentechnik

30


60

90

120

150


180



Separating Design


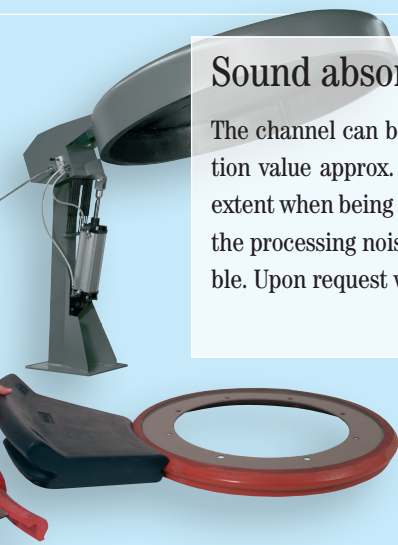
Automatic separation using pneumatically operated cylinder. Extremely large separating zone (1,2) in the form of an easily replaceable, extended screen, integrated into the bowl, for fast, complete and smooth separation processes. The separating zone can be designed for all conceivable types of parts. The modular options include wire mesh screens, PU sprayed screens, undersize screening device, reverse separation, magnet separator, media classifier (3) etc.

The pneumatic separating cylinder operation is now mounted on the outside of the bowl and therefore offers easier access and can be serviced faster (4).



Sound absorption


The channel can be covered with easy-to-remove sound absorption segments. Sound absorption value approx. 10 dB(A). With this system, the working tank remains closed to a large extent when being filled, during separating or for necessary quality controls, thereby reducing the processing noise in the working environment to a minimum. The channel is fully accessible. Upon request we can also supply noise protection enclosures or noise protection covers.



Dosing Systems


Various dosing systems are available, adapted to the respective requirements, for even and continuous feed of liquid or powder compounds and fresh water.

The supply line for liquid is now fixed to the outside of the bowl so that possible service work required can be carried out with less work and in a considerably shorter time as in the past.



Feed box BKA

Container with base opening for collecting and loading workpieces. Fitted with rollers, can be stacked, fitted with crane eyelets, can be adapted for transport by a fork lift truck.



Working Bowl

Sturdy ring-shaped welding construction, thermally stress-relieved. Inclined channel offers unrestricted flow for optimum processing of the most varied parts. High processing intensity due to the design. Smooth and full transport of parts and media on the separating zone.

Interior lining of the bowl with high wear-resistant, grease- and oil-resistant polyurethane with extra thick layer of urethane in high wear areas. The PU quality has been specially developed by SPALECK for maximum service life even under extreme conditions. Processing of the PU in the own plastics department, using state-of-the-art equipment.



Drive /separator switching mechanism

Energy-saving drive system (unbalance motor) with direct power transmission in the machine centre of gravity for high processing intensity, to a large extent maintenance- and wear and tear free. Centrifugal force adjustable via scale and can be changed automatically for intense or gentle treatment, and slow or fast separating process.

Can be integrated as an option: Magnetic discharge system type MS

Magnet separators were specially developed and adapted to the VA series for separating parts made of iron and steel from the chips. These devices offer a high degree of efficiency and are relatively maintenance free. They are recommended for separation of parts and media of a similar size.



Electrical Controls


Variations:

1. Combined electrical control panel and compound dosing device
2. Electrical control panel with protection control and timer with compound dosing system for semi-automatic operation
3. Electrical control panel for fully-automatic operation including the possibly interlinked additional devices, electronically-controlled compound dosing system



Undersize Media Classifier

Integrated into the separating zone as additional feature. Continuous removal of undersize media in each separating step. Worn media or small splinters of fractured media are removed to avoid lodging in the parts. Consistent processing conditions with regular classification of small media and consistent filling with new media.



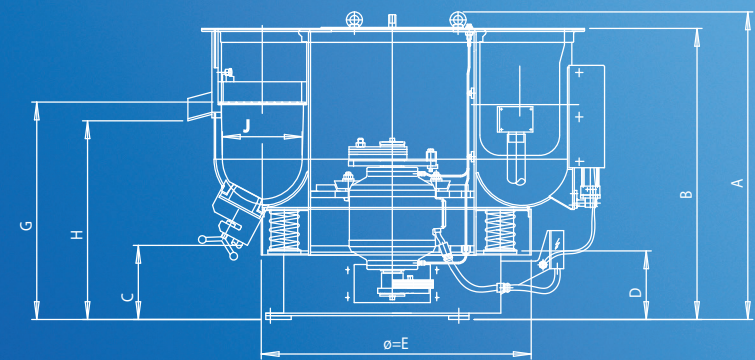

Liquid outflow system with self-cleaning effect

Large discharge opening for easy unloading media, extremely maintenance-friendly liquid outflow integrated into the discharge drain for fast and easy cleaning.

High-Efficiency round bowl vibratory system Type VA

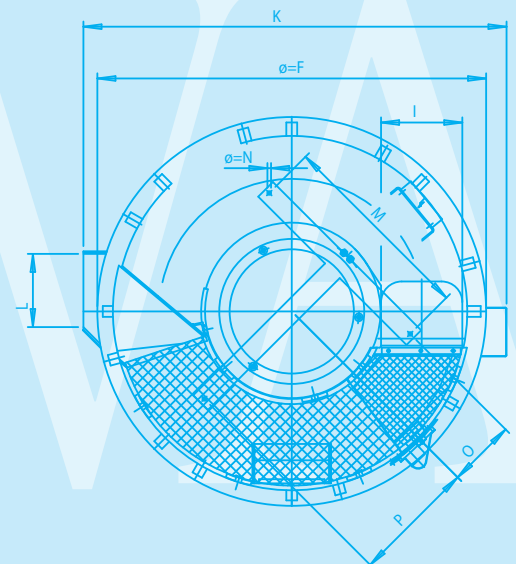
The benefits of the Type VA series at a glance:

- ▲ Maximum processing intensity
- ▲ Versatile for a very wide range of parts
- ▲ Innovative, extremely efficient separating system, can be combined in many ways, reverse separating is possible as well as spraying devices for cleaning parts during separation
- ▲ Easy to operate and low in maintenance, including a self-cleaning drain system
- ▲ High wear-resistant polyurethane lining of the tank from own production, thus easy to replace
- ▲ Optimum economic noise protection cover with segments
- ▲ Energy-saving, low in maintenance direct drive



Technical specifications:	VA 145	VA 245	VA 345	VA 545	VA 745
Bowl capacity in litres	140	240	340	540	740
Length of channel (mm) extended	2320	2900	3220	3750	4140
Cross-section channel (mm)	235	285	325	395	450
Motor performance (kw)	1,3	2,9	2,9	6,5	6,5
Connection values, electric	400V/50 Hz	400V/50 Hz	400V/50 Hz	400V/50 Hz	400V/50 Hz
Motor revolutions (U/min)	1460	1460	1460	1460	1460
Empty weight (kg) without electrical system approx	440	800	930	1500	1740
Operating weight max. (kg)	890	1500	2130	3100	3540
Space required (m2) for the machine approx.	2	2,5	3	4	5

Dimensions in mm:	VA 145	VA 245	VA 345	VA 545	VA 745
A	1120	1165	1210	1460	1585
B	1050	1095	1140	1395	1525
C	520	340	290	480	485
D	370	270	270	430	430
E	725	1020	1095	1255	1300
F	1110	1355	1500	1775	1945
G	860	810	855	1105	1170
H	760	725	780	1015	1065
I	225	270	310	370	420
J	235	285	315	395	450
K	1300	1515	1635	1955	2135
L	215	280	280	350	380
M	560	770	770	920	920
N	D=14	D=14	D=14	D=14	D=14
O	130	262	262	270	270
P	325	480	480	550	550



SPALECK
Oberflächentechnik

SPALECK Oberflächentechnik GmbH + Co. KG
Schläfenhorst 117 · D-46395 Bocholt
Telefon +49 (0) 28 71 / 95 00-0
www.spaleck.com · info@spaleck.com